

Pee Wee Penguin Young Savers' Club

SPRING 2009



Hi Friends!

Spring is here! Everything is new... like new baby animals being born, new plants peeking through the dirt, and new leaves on the trees.

The weather is getting warmer too. We can start playing our outdoor games again. I like to jump rope and ride my scooter. My parents said I could plant a little flower garden of my own.

Your Friend,
Pee Wee



Photo from
www.freeimage4u.com

Meet "Lady Liberty"

France gave the Statue of Liberty to the United States in 1886. The statue symbolizes the friendship that grew between America and France during the American Revolutionary War.

People all over the world know the Statue of Liberty as a symbol of liberty and freedom in the United States. In 1886, when President Grover Cleveland accepted the Statue of Liberty from France, he said, "We will not forget that Liberty has here made her home."

Here are more interesting facts about this treasure:

- Finished in 1884, the statue was taken apart and shipped in 350 pieces to New York. Reassembling her took four months.
- The tablet she holds in her left hand carries the inscription "July IV MDCCLXXVI," the date in Roman numerals (July 4, 1776) when the Declaration of Independence was signed.
- The seven spikes of her crown are rays that symbolize both the light of the sun and the seven seas and continents of the world.
- To celebrate her 100th anniversary, the Statue of Liberty was the subject of a US commemorative coin in 1986. In 1997, she appeared on the new American Eagle platinum coins. She is on the back of the "New York" state quarter issued in 2001. She also appears on the back of all the Presidential \$1 coin series.

- The 151-foot-tall monument was sculpted by Frederic Auguste Bartholdi. The sculptor had help from the designer of the Eiffel Tower, Alexandre Gustave Eiffel, in figuring out how to hold up such a huge structure.

Presidential
\$1 coin



Find-A-Word

A P G O C O O L H E S K A T E S H Z U M
C F J G M I L J G P M I U C V Z X T O I
Z R H N T A P G P O G N I W S V S Z A L
P W N C B X E B L R I V M Z J E N A A M
V S E E U J A T N P X O R Z V H J U V H
V M S S Z H X W G M E N M U K C U W V H
Z A C W B K B O L U U I S P N W N W B F
B Y Y I E A X W K J S R G K M N I M F Y
R Q P P S U I S G N I V A S V W I F X E
Y O C Y V U H V W V T Z V B H Q N N F E
X J V F A K V D V T V Z T O V A C L G N
A M U P W E F X C Y T E E M A V O X L X
Z I V J H V J T U C P Q L Z H W V L L T
H O T J D T L H G N U I A D E L T Y A B
L J K E I S T Y R P I Z C R V M J V G V
Y O V D P V W L N V W O S U V J C Q T O
D X E R W O F N V O T T N Z R A E D K L
H R I W E O A U E Q B G J M M G X M U M
C N R T F V F T X Z N A W F R D V R J B
G L T N R T R O L W I T M Z P S W L N D

BASEBALL	MATH	SPRING
CREDIT	RUNNING	SWING
FLOWERS	SAVINGS	UNION
JUMPROPE	SKATES	



Color Me!

Fishy Craft

Rainbow Fish Coffee Filter Craft

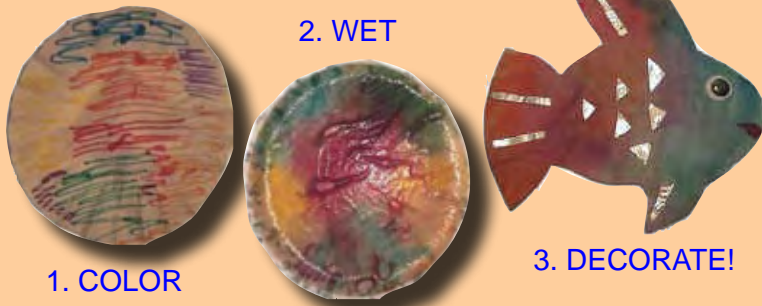
Tip: To make the Rainbow Fish Crafts look underwater, stick it to a blue sheet of construction paper and glue on top one sheet of slightly crumpled cling wrap

Materials:

- coffee filter (brown or white)
- glue
- children's markers
- water
- tinfoil
- wiggly eye or paper eye


Instructions:

1. Flatten out coffee filter on a paper plate.
2. Color roughly with various colors of markers.
3. Wet coffee filter (using a squirt bottle or by flicking drops of water onto the filter with your hands).
4. Set aside to dry for a few hours OR blow dry with a hand held blow dryer on low heat for about 5 minutes.
5. Once dry, cut out a fish shape from the coffee filter.
6. Glue on some small strips and triangles of tinfoil.
7. Draw or glue on a wiggly eye and a mouth.



Dot-to-Dot

Connect the dots to find out what animal is living in the garden!



Do You Know?

What Kind of Cloud It Is?

Clouds are little drops of water or ice hanging in the atmosphere. A ceilometer measures the height of clouds.

Cloud	Descriptive Name	Height	Description
Cirrus	Mare's tails	4 miles +	thin, feathery
Cirrocumulus	Mackerel sky	4 miles +	small patches of white
Cirrostratus	Bedsheet clouds	4 miles +	thin, white sheets
Stratus*	High fogs	0-1 mile	low, gray blanket
Cumulus	Cauliflowers	1/4-4 miles	flat-bottomed, white puffy
Cumulonimbus*	Thunderheads	1/4-4 miles	mountains of heavy, dark clouds

* Indicates rain or snow clouds

Riddle Me

Question: What did the frog order at McDonald's?

Answer: French fries and a diet croak!

Question: What do you call a sleeping bull?

Answer: A bulldozer!

Question: What do dogs eat at the cinema?

Answer: Pup-corn!

Question: How do you prevent a summer cold?

Answer: Catch it in the winter!

Question: Where do you find a no legged dog?

Answer: Right where you left him!




Artists' Corner

Check out these drawings sent in by my friends. They show me doing fun activities! Don't forget to keep sending me your drawings of me and your favorite activity, and I will try to put it into the next issue. (Don't forget to include your name, age, and the name of your credit union.)

Mail your drawings to: **Pee Wee Penguin - MACUA**
 PO Box 7250
 Bismarck, ND 58507




Emily (6)
 Western Cooperative CU
 Williston, ND



Rebecca (8)
 Western Cooperative CU
 Williston, ND



Cassidy (9)
 Ray Cooperative CU
 Ray, ND



Keeley (8)
 Aberdeen Federal CU
 Aberdeen, SD